

A vibrant, cartoon-style illustration of a forest scene. In the foreground, a large brown bear sits on the left, a red squirrel sits on a log in the center, and an orange fox sits on the right. In the background, a smaller squirrel sits on a tree trunk. A stream flows through the center, with a log and a rock in the water. The background is filled with various green trees and bushes. A green banner with white text is at the top.

Read.Talk.Play.
Every Day!

SEPTEMBER 2025-AUGUST 2026

A CALENDAR TO HELP YOUR CHILD GET READY FOR KINDERGARTEN



Kindergarten Readiness Checklist

This checklist is a guide to help prepare your child for school. It's best to look at the items on the list as goals to aim toward. If your child lags behind in some areas, don't worry. Remember that children grow and develop at different rates.



Good Health and Physical Well-Being

My child:

- Eats a balanced diet
- Gets plenty of rest
- Receives regular medical and dental care
- Has had all the necessary immunizations
- Runs, jumps, plays outdoors and does other activities that provide exercise and help develop large muscles
- Puzzles, scribbles, colors, paints and does other activities that help develop small muscles

Social and Emotional Preparation

My child:

- Is learning to explore and try new things
- Is learning to work well alone and to do many tasks independently
- Has many opportunities to be with other children and is learning to cooperate with them
- Is curious and motivated to learn
- Is learning to finish tasks
- Is learning to use self-control
- Can follow simple instructions
- Helps with family chores
- Is learning to use words to identify and express emotions

Language and General Knowledge

My child:



- Has many opportunities to talk and listen
- Is read to every day
- Has access to books and other reading materials
- Is learning about print and books
- Has television viewing monitored by an adult
- Is encouraged to ask questions
- Is encouraged to solve problems
- Has opportunities to notice similarities and differences
- Is encouraged to sort and classify things
- Is learning to write their name and address
- Is learning to count and plays counting games
- Is learning to identify and name shapes and colors
- Has opportunities to draw and to be creative
- Has opportunities to listen to and make music and to dance
- Has opportunities to get first-hand experiences and to do things in the world—to see and touch objects, hear new sounds, smell and taste foods



MAKE STORYTIME YOUR DAILY THING

- Store books where kids can reach
- Add a rug or pillow for cozy reading
- Be sure that you and your child have a library card
- Read together in a quiet spot
- Hold your child while reading
- Repeat favorite books
- Talk about story, characters and pictures
- Have your child retell the story
- Ask questions while reading

GREAT BOOKS FOR AGES 4-5



SEPTEMBER

2025

SUNDAY	MONDAY	TUESDAY	WEDNESDAY	THURSDAY	FRIDAY	SATURDAY
	1 Labor Day	2 Play hopscotch together.	3 Using a newspaper article, circle words that begin with the first letter of your child's first name.	4 Talk about book characters as you read together today.	5 Play a matching game or match items you have around the house.	6 Practice writing your child's name together.
	7 Grandparents Day	8 Go for a walk with your child. Talk about what you see.	9 Practice fire safety: stop, drop & roll.	10 Have a dance party.	11 Library Day! Take your child to the library and get a library card.	12 Play a board game or card game with your child.
	13 Help your child write their name.	14 Make a grocery shopping list together.	15 Count out loud with your child every day while reading, cooking and shopping.	16 Practice writing your child's name together.	17 Practice counting from 1 to 10.	18 Read. Talk. Play. Every Day! 
19 Look for words that begin with the same first letter using books, magazines and newspapers.	20 Practice bouncing a ball. Count the number of bounces.	21 Yellow week: look for things that are yellow this week.	22 Autumn Begins Rosh Hashanah begins at sundown.	23 Look through magazines and books to find things that are yellow.	24 Read a poem together.	25 Library Day! Have your child invite a friend to the library.
26 Find food items that begin with the same sound. Name the letter that makes that sound.	27 Pick a book & encourage your child to guess what the story will be about.	28 Play "I Spy Colors."	29 Keep counting every day. Count to 20.	30		




CLICK TO SIGN UP FOR
FREE BOOKS



SCHOOL TOOLS

- Set simple tool rules
- Talk about how tools are used
- Praise effort, not perfection
- Display and rotate artwork
- Plan a healthy meal together
- Make a grocery list together
- Label items with child's name
- Encourage writing letters
- Practice safe scissor use
- Start with snipping paper, play-doh, or straws

GREAT BOOKS FOR AGES 4-5



OCTOBER

2025

SUNDAY

MONDAY

TUESDAY

WEDNESDAY

THURSDAY

FRIDAY

SATURDAY



CLICK TO SIGN UP FOR
FREE BOOKS



1

Yom Kippur
begins at
sundown.

2

Make a necklace
using dental
floss and cereal
like Cheerios™.

3

Clap your hands
to the beat of a
song today.

4

Take your child
for a walk and
collect different
kinds of leaves.

5

Read your
favorite
children's
book to your
child.

6

Child Health
Day

Do jumping
jacks together.

7

Cut pictures of
expressive faces
from magazines
and make a
feelings collage.

8

While outdoors,
allow your child
to draw on the
sidewalk with
chalk.

9

Practice saying
your address &
phone number.

10

Cut shapes
out of paper
to make a
picture.

11

Talk about fall
and have your
child draw a
picture of a
tree.

12

Make a
grocery
shopping list
together

13

Indigenous
Peoples Day

Columbus
Day
(observed)

14

Write a note with
your child to a
grandparent,
relative or friend.

15

Clap your
hands to the
beat of a song.

16

Library Day!

17

Show your child
how to write
his/her name
using upper- and
lower-case letters.

18

Arrange a
play date for
your child.

19

Count to 20
or higher.

20

Make the bed
together.

21

Find food items
that begin with the
same sound as
your child's first
name. Name the
letter.

22

Practice
zipping a
coat or
backpack.

23

Sort or count
things like socks,
canned soups,
buttons, etc.

24

Practice fire
safety: stop,
drop & roll.

25

Look at the
pictures in a
book with your
child before
reading.

26

Orange week:
look for
things that
are orange
this week.

27

Act out a
favorite story
using puppets,
dolls, or stuffed
animals.

28 Read.Talk.Play.
Every Day!



29

Help your child
build their name
using magnetic
letters.

30

Plan a healthy
meal to eat on
Halloween.

31

Halloween

Encourage your
child to say
"thank you."







Read.Talk.Play.
Every Day!

GET MOVING

- Use plastic bottles as bowling pins
- Toss socks or bean bags in a basket
- Balance books while walking
- Run and play outside
- Play catch with a ball
- Make an obstacle course
- Play “Hokey Pokey,” “Red Light-Green Light,” “Simon Says”
- Move like animals: hop, slither, fly

GREAT BOOKS FOR AGES 4-5



NOVEMBER

2025

SUNDAY

MONDAY

TUESDAY

WEDNESDAY

THURSDAY

FRIDAY

SATURDAY



CLICK TO SIGN UP FOR FREE BOOKS



1

All Saints' Day

Schedule a play date at a park.

2

Daylight Savings Time Ends

Turn clocks back one hour.

3

Help your child begin to learn their address and phone number.

4

Election Day
Have your child tell a story to a family member.

5

Play hopscotch.

6

Look in books & magazines for different facial expressions: happy, sad, excited, scared, etc.

7

Sing ABCs.

8

Practice hopping, skipping & jumping.

9

Brown week: look for things that are brown this week.

10

Take a walk. Find things that are brown.

11

Veterans Day

12

Put on some music and dance with your child and a friend or other family members.

13

Library Day!

14

Have your child write a note to a family member about something they are thankful for.

15

Go outside and kick a ball back and forth with your child.

16

Help your child draw a picture of your family.

17

Make a picture or decoration for Thanksgiving.

18

Go to the grocery store and have your child help pick items for Thanksgiving.

19

Read a Thanksgiving story.

20

Practice zipping, tying or buttoning.

21

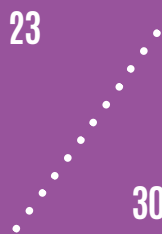
Read.Talk.Play. Every Day!



22

Exercise with your child. Count the number of arm circles or hops.

23



24

Say a word to your child and ask them to say words that rhyme.

25

Have a dance party.

26

Ask your child to predict the end of a story before you read it.

27

Thanksgiving Day
Ask your child to help set the table and count the items.

28

Native American Heritage Day




29

Hum or sing a song as you pick up toys together.

LETTERS AND WORDS AT HOME AND AROUND TOWN


- Capitalize the first letter in names (e.g., “Matthew”).
- Use name cards at the table.
- Spell names with fridge magnets.
- Pull letters from a container and name them.
- Spot signs while out and about.
- Read ABC books and name letters.
- Find letters in a story.
- Point to letters while singing the ABCs.

GREAT BOOKS FOR AGES 4-5



DECEMBER



2025

SUNDAY	MONDAY	TUESDAY	WEDNESDAY	THURSDAY	FRIDAY	SATURDAY
	1 Countdown! Count backwards from 10.	2 Read a holiday story at bedtime.	3 Practice the ABC song.	4 Library Day!	5 Have your child write their name on a card and display it on their bedroom door.	6 Help your child practice zipping their coat and take a walk together.
7 Name fruits and vegetables found in your refrigerator.	8 Find circles and squares around your house.	9 Have your child practice tying their shoes or the shoes of someone else.	10 Have your 10 child practice saying your phone number.	11 Play a game that involves taking turns.	12 Read a favorite winter book.	13 Make cookies with your child to share as a gift.
14 Hanukkah begins at sundown .	15 Sing a favorite holiday song together.	16 Count to 50.	17 Help your child write the letters of their first name.	18 Library Day!	19 Name four things that rhyme with “cat”.	20 Put on music and dance.
21 Winter begins	22 Hanukkah ends Find all the red things in your house.	23 Make a list of fun things to do over the holidays.	24 Christmas Eve	25 Christmas Day	26 Kwanzaa begins	27 Read.Talk.Play. Every Day!  SCAN ME
28 Green week: look for things that are green this week.	29 Draw or write thank you notes for holiday gifts received.	30 Sing songs today as you clean house or cook dinner together.	31 New Year's Eve	 <div> CLICK TO SIGN UP FOR FREE BOOKS   </div>		

MATH IS EVERYWHERE

- Use math words: more, less, longer, shorter, heavy and light.
- Count out loud daily.
- Ask, "What's next?" when counting.
- Flash fingers, ask "How many?"
- Hunt for shapes & name them.
- Count and compare.
- Ask math questions: Ask how many marshmallows fit in a jar.
- Sort by color or size.

GREAT BOOKS FOR AGES 4-5



JANUARY

2026

SUNDAY

MONDAY

TUESDAY

WEDNESDAY

THURSDAY

FRIDAY

SATURDAY



CLICK TO SIGN UP FOR
FREE BOOKS



Read.Talk.Play.
Every Day!

1

New Year's Day

Kwanzaa Ends

2

Sort laundry together.
Match socks, identify colors and textures.

3

Sing some of your child's favorite songs

4

Scavenger Hunt for shapes around the house.

5

Schedule eye, dental or physical exams needed for kindergarten.

6

Play "Simon Says."

7

Play counting games like "How many blue things do you see?"

8

Library Day!

Practice counting to 10 or higher.

9

Practice fire safety: stop, drop & roll.

10

Make or draw a snowman with your child.

11

Blue week: look for things that are blue this week.

12

Have your child divide a snack evenly to share.

13

Continue teaching your child their phone number and address.

14

Have your child try to tie their scarf.

15

Rhyme time: what "rhymes with black?"

16

Make an indoor obstacle course.

17

Recite nursery rhymes with your child.

18

Green week: look for things that are green this week.

19

Martin Luther King Jr. Day

20

Look at family pictures together.

21

Play "I Spy Numbers."

22

Library Day!

23

Make a piggy bank together out of a coffee can and start saving coins.

24

Teach your child to play a board game with a friend.

25

Point out numbers around town as you run errands.

26

Measure & pour together in the kitchen.

27

Help your child to make their favorite sandwich.

28

Find things around the house that begin with the same letter sound.

29

Read two books today.

30

Make a grocery list. Ask if an item is a fruit, vegetable, or meat, etc.

31



Read.Talk.Play.
Every Day!



THOUGHTS AND FEELINGS

- While traveling, talk about plans.
- No screens at meals—chat instead.
- Ask about book pictures and guess how the character might feel.
- Have them draw and explain.
- Show kindness; help others.
- Name and talk about feelings.
- Teach calm-down tools (deep breaths).

GREAT BOOKS FOR AGES 4-5



FEBRUARY

2026

SUNDAY	MONDAY	TUESDAY	WEDNESDAY	THURSDAY	FRIDAY	SATURDAY
1 Remember to check with your school for kindergarten registration dates.	2 Groundhog Day	3 Make puppets out of paper bags or socks and act out a fun activity.	4 Count all the doors and windows in your home.	5 Find things around the house that begin with the sound of the letter "M."	6 Read a book about feelings.	7 Play a game together or as a family.
8 Read a story and ask your child what their favorite part was and why.	9 Make a list of people you love and talk about why you love them .	10 Zip up! Take your child for a walk and invite a friend .	11 Make a meal together	12 Lincoln's Birthday (observed)	13 Make and send home-made Valentine's Day cards to loved ones on your list.	14 Valentine's Day
15 Sing the ABC song.	16 Washington's Birthday Presidents Day (observed)	17 Lunar New Year Ramadan begins at sundown	18 Read.Talk.Play. Every Day! 	19 Have your child Invite a friend over to play.	20 Work on a puzzle together.	21 Count to 100.
22 Red week: look for things that are red this week.	23 Read a book that talks about emotions.	24 Play a board game or card game with your child.	25 Play musical chairs.	26 Library Day! Ask your librarian to recommend new children's music.	27 Use a spoon and bowl to tap out the beat to your favorite song.	28 Look outside and talk about what you see.



CLICK TO SIGN UP FOR
FREE BOOKS




Read.Talk.Play.
Every Day!

RHYME TIME



- Rhymes help kids learn to read and spell.
- Read Mother Goose and let them finish the rhyme.
- Encourage them to say parts of the rhymes themselves.
- Say rhymes anytime—bath, bed, car, etc.
- Make your own rhymes with their name.

GREAT BOOKS FOR AGES 4-5



MARCH

2026

SUNDAY	MONDAY	TUESDAY	WEDNESDAY	THURSDAY	FRIDAY	SATURDAY
1 Practice opposites with your child (up/down, in/out, over/under).	2 Read Across America Casmir Pulaski Day	3 Schedule a kindergarten physical and dental exam for your child.	4 Read two books today. Have your child tell you which is their favorite and why.	5 Read a poem together.	6 Bake cookies together. Count the number on each tray.	7 Sing the ABC song.
8 Day Light Savings Time Begins Turn clocks one hour forward.	9 Download a story and listen with your child.	10 Find things around the home that begin with the sound of the letter "J".	11 Cut out shapes and play a matching game.	12 Borrow a CD from the library and sing along with in the car or while riding the bus.	13 Play "I Spy."	14 Have your child practice jumping, hopping on one foot, and throwing and catching a ball.
15 Purple week: look for things that are purple this week.	16 Take a walk and look for signs of spring.	17 St. Patrick's Day	18 Read, Talk, Play. Every Day! 	19 Ramadan Ends	20 Spring Begins Say the wrong words & let your child correct you.	21 Count to 50 (or higher).
22 Find things that begin with the sound of the letter "D".	23 Continue teaching your child their phone number and address.	24 Act out going to the doctor or dentist. Talk about what might happen.	25 Read a simple poem with your child.	26 Library Day! Visit the library to borrow nursery rhyme books.	27 Read two books today. Have your child choose the books.	28 Name a letter and have your child find items beginning with that sound.
29 Pick objects around your house that rhyme: sock-rock; hat-cat; chair-bear.	30 Sing songs with rhyming sounds.	31 Practice writing numbers 1-5.				




CLICK TO SIGN UP FOR
FREE BOOKS



TECHNOLOGY AS A TEACHING TOOL

- Preview media to match your values.
- Limit screen time—kids need to play and imagine.
- Keep electronics in public spaces and out of their bedroom.
- Watch and play together—talk and connect.
- Borrow educational DVDs from the library.
- No screens at meals—talk instead.

GREAT BOOKS FOR AGES 4-5



APRIL

2026

SUNDAY

MONDAY

TUESDAY

WEDNESDAY

THURSDAY

FRIDAY

SATURDAY



CLICK TO SIGN UP FOR
FREE BOOKS



1

April Fools' Day

Passover begins at sunset

2

Let your child pick out a video the whole family can enjoy.

3

Good Friday

4

Practice writing the ABCs.

5

Easter Sunday

6

Continue teaching your child their phone number and address.

7

Have your child name letters found on cereal boxes, cans, etc.

8

Practice printing by tracing the letters of your child's name on a piece of paper.

9

Library Day!

Passover ends at sunset

10

Paint or draw a picture today.

11

Practice fire safety: stop, drop & roll.

12

Read. Talk. Play. Every Day!



13

Find letters in a magazine or book.

14

Cook something together today. Talk about kitchen safety.

15

Take a walk. Look for flowers starting to bloom.

16

Practice writing numbers 1-10.

17

18

Watch TV with your child. Discuss what you see and feel.

19

Count to 100.

20

Continue teaching your child their phone number and address.

21

Play shape scavenger hunt.

22

Earth Day

23

Library Day!

Bring a friend to the library and check out a movie together.

24

Put on music and dance and clap to the beat.

25

Teach your child to play a board game with a friend.

26

Pink week: look for things that are pink this week.

27

Draw a picture of spring.

28

Have your child begin to learn their birth date,

29

Review "stranger danger" rules.

30

Take a walk and talk about different sounds you hear.






Read. Talk. Play.
Every Day!

PLAY AND LEARN

- Make chores fun—match socks, sort cans.
- Let kids help—give 3-step directions, like, “Get the milk, set it on the table, & get the napkins.”
- Create matching games with pictures.
- Build and continue color patterns with Legos.
- Play seek-and-find by color or shape.
- Pour and measure water indoors or outside.

GREAT BOOKS FOR AGES 4-5



MAY

2026

SUNDAY

MONDAY

TUESDAY

WEDNESDAY

THURSDAY

FRIDAY

SATURDAY



CLICK TO SIGN UP FOR
FREE BOOKS



1

Find things that begin with the sound of the letter “L.” Say the name of the letter.

2

Remember to say “please” and “thank you” today.

3

Play “Simon Says.” Focus on exercise activities (hopping, bending over, touching toes).

4

Count from 1 to 10 or as high as your child can count.

5

Cinco de Mayo

6

Sing a favorite song with your child.

7

Library Day!
Practice the ABC song.

8

Name words that rhyme with “can”.

9

Visit the zoo or read a book about animals.

10

Mother’s Day

11

Help your child practice shoe tying.

12

Practice writing numbers 1-10.

13

Play “I Spy” Remember to include black objects..

14

Read. Talk. Play. Every Day!



15

Help a neighbor today.

16

Sort coins into groups by color or size.

17

Black week: look for things that are black this week.

18

Write ABCs or family names.

19

After listening to a story, have your child tell you what happened first, next and last.

20

Find things around the house that are square, circular and rectangular.

21

Library Day!


22

Play a game together such as Memory or Go Fish.

23

Keep the TV off today. Read books and play games instead.

24



31

25

Memorial Day
Go outside and play catch.

26

Help your child write their name.

27

Squirt water on the sidewalk and time how long it takes to evaporate.

28

Play hopscotch.

29

Make up nonsense rhymes and laugh together.




30

Play with measuring cups and water outside.

CRITICAL THINKING AND PROBLEM SOLVING

- Ask your child to solve a problem by asking guided questions.
- Match related Items like shoes and socks.
- Ask which Items go together: shoe & sock, fork & spoon, etc.
- Ask their opinion on simple choices.
- Play guess-the-object by touch.
- Cook together—ask what might happen next.

GREAT BOOKS FOR AGES 4-5



JUNE

2026


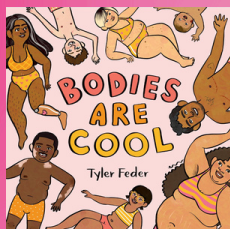


SUNDAY	MONDAY	TUESDAY	WEDNESDAY	THURSDAY	FRIDAY	SATURDAY
	1 Read a story to your child. Point to each word as you read.	2 Color a picture together. Cut it into puzzle pieces and try to put it back together.	3 Practice writing numbers 1-20.	4 Library Day!	5 Review "stranger danger" rules.	6 Find things that begin with the sound of the letter "S."
7 White week: look for things that are white this week.	8 Reminder: Did you schedule a kindergarten physical and dental exam?	9 Make a picnic lunch with your child and eat outside.	10 Practice fire safety: stop, drop & roll.	11 Play a game of "Go Fish" or "Old Maid."	12 Bake a cake together today.	13 Plant flowers together in a pot or in the ground and water the flowers.
14 Flag Day Make lemonade. Ask your child to help measure ingredients.	15 Have you scheduled an eye exam?	16 Read.Talk.Play. Every Day! 	17 Have your child invite a friend over to play.	18 Library Day!	19 Juneteenth Work on a puzzle together.	20 Draw a picture of fun things to do in the summer.
21 Father's Day Summer begins	22 Go outside and ask your child to repeat patterns: step-step- jump, clap-clap-pat, etc.	23 Cut up an old greeting card in puzzle-like shapes. Fit the pieces back together.	24 Practice writing numbers 1-20.	25 Count groups of ten using a cereal like Cheerios™.	26 Start a nursery rhyme and have your child finish it.	27 Draw shapes outside using sidewalk chalk.
28 Find small scoops, cups, and balls around the house. Use them for waterplay outside.	29 Continue teaching your child their phone number and address.	30 Have your child match socks as you fold laundry.				
				CLICK TO SIGN UP FOR FREE BOOKS		

ALL ABOUT ME

Start a conversation with your child using these prompts:

- What's your name?
- What is your address and phone number?
- How old are you?
- What do you like to eat?
- What's your favorite color?
- What makes you happy?
- Who is in your family?
- What do you want to be when you grow up?
- Practice parent's name(s).
- Know allergies and dietary restrictions.

GREAT BOOKS FOR AGES 4-5



JULY

2026

SUNDAY

MONDAY

TUESDAY

WEDNESDAY

THURSDAY

FRIDAY

SATURDAY



CLICK TO SIGN UP FOR
FREE BOOKS



1

Make sun tea or lemonade together. Share with a friend.

2

Continue teaching your child their phone number and address.

3

Write simple names or words.

4

Independence Day

5

Have your child retell a story or event in order (first, middle, last).

6

Play a toss game together.

7

Draw a picture of your family and have your child say this first and last names of each member.

8

Have your child find things that are their favorite color.

9

Take a walk & count the trees or other things you see.

10

Play "I Spy" for the number 1.

11

Pick two books to read today.

12

Read books about starting school.

13

Find objects that rhyme with "pig".

14

Play a "freeze" game or "Stop and Go."

15

Have your child invite a friend over to play.

16

Library Day!

17

Find things that begin with the sound of the letter "T".

18

Visit a farmers market.

19

Explore a different culture. Read and talk about it.

20

Fly a kite.

21

Practice writing letters and numbers.

22

Have a dance party.

23

Read.Talk.Play.
Every Day!



24

Pick a game for family game night.

25

Practice naming opposites, like up/down, on/off, etc.

26

Picnic Day

27

Count pennies. Count as high as you can.

28

Practice fire safety: stop, drop and roll.

29

Go outside and play hopscotch or swing.

30

Library Day!

31

Count to 101.





Read.Talk.Play.
Every Day!

GET READY

- Pick and label school supplies.
- Play “school” and switch roles.
- Practice eating from a lunchbox or tray and cleaning up.
- Visit the school and explore together.
- Talk about what happens at school.
- Start the school-year bedtime two weeks early.
- Build a daily routine: meals, play, homework, bath, brush teeth, story.
- Practice zippers, buttons, shoes, and backpacks—shoe tying can wait!

GREAT BOOKS FOR AGES 4-5



AUGUST

2026

SUNDAY

MONDAY

TUESDAY

WEDNESDAY

THURSDAY

FRIDAY

SATURDAY



CLICK TO SIGN UP FOR
FREE BOOKS



1 Shop for school supplies.

2 Adjust bedtime to what it will be when school starts.

3 Practice zipping and buttoning.

4 Adjust your child's daily routine to match their school routine.

5 Visit your child's school & play on the playground.

6 Talk about your day at dinner.

7 Find words that rhyme with “me”.

8 Label school supplies together.

9 Pretend it is the first day of school. Practice ways to say goodbye.

10 Practice writing numbers 1-25.

11 As you pick out fruits and vegetables at the grocery store, have your child name the colors.

12 Draw a picture. Talk about it. Write what your child says.

13 Read.Talk.Play. Every Day!
SCAN ME

14 Count how many red clothes you have.

15 Look for things that begin with “P”. Point out the letter “P” in print.

16 Cut pictures out of magazines.

17 Organize what your child will need for the first day of school.

18 Play with ice cubes outside. Watch how fast they melt.

19 Read a book about going to school and ask your child to retell the story.

20 Draw a picture of your new school

21 Help your child write their name and identify each letter.

22 Read an extra book. Spend extra time snuggling.

23
30

24
31

25 Name all the foods on your plate. What is your favorite?

26 Continue teaching your child their phone number & address.

27 Library Day!
Make extra snuggle time today.

28 Put together a puzzle with your child.

29 Make a tent inside. Read books in it.



Notes





UNITED WAY
Champaign County

Read.Talk.Play.
Every Day!



BUILT UNION

EAST CENTRAL ILLINOIS BUILDING & CONSTRUCTION TRADES COUNCIL .com

A SPECIAL THANK YOU TO THE EAST CENTRAL
ILLINOIS BUILDING AND CONSTRUCTION
TRADES COUNCIL FOR SPONSORING OUR
KINDERGARTEN READINESS CALENDAR AND
SUPPORTING FAMILIES IN OUR COMMUNITY.



Looking for more?

LOCAL LIBRARIES
PARENT RESOURCES
KINDERGARTEN REGISTRATION
KINDERGARTEN READINESS CHECKLIST
CHILDHOOD IMMUNIZATION SCHEDULE
CHAMPAIGN COUNTY ELEMENTARY SCHOOLS
DEVELOPMENTAL ASSETS FOR EARLY CHILDHOOD
PLACES TO GO IN CHAMPAIGN COUNTY